

SLT1800

Mobile Lighting Tower

Product Introduction

SLT1800 is a diesel-powered mobile lighting tower specifically designed to meet outdoor illumination requirements. Equipped with one 3kW diesel generator and a large-capacity 120L fuel tank, it is stable, and supplies long-lasting power. Featuring an integrated trailer system, it enables rapid deployment and mobility, making it suitable for various lighting scenarios including construction sites, outdoor events, sports competitions, emergency rescue operations, and remote areas. It can meet the needs of long-term unattended lighting.

Flexible Light control
4x320W LED lights,
Support independent control of each LED light

Diesel power supply system
KUBOTA power system,
3kW generation power

Manually adjustable mast
Max. height 7.5m, angle adjustable,
Ensure wide lighting coverage,
Max. luminous flux up to 192000lm

Convenient towing system
Enable fast and easy on-site
mobility and deployment

Large capacity fuel tank with efficient heat dissipation
120L fuel tank design, combined with efficient radiator,
ensure continuous and stable operation of diesel generator,
suitable for long-term power outage environment



Diesel power generation system

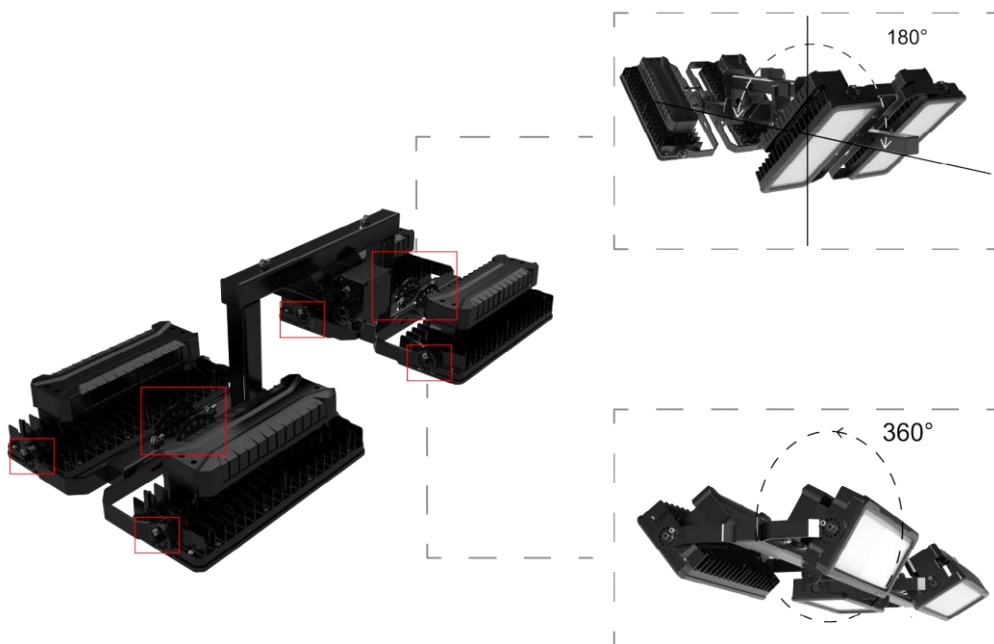
Equipped with one 3kW diesel generator and 120L large-capacity fuel tank, it provides continuous power supply for lighting, which is suitable for needs that require long-term unattended lighting.



Strong adaptability

Equipped with a trailer system, it can achieve rapid deployment and movement, and easily cope with basic environments such as outdoor engineering, emergency lighting and activity places.

Lamp Angle Adjustment



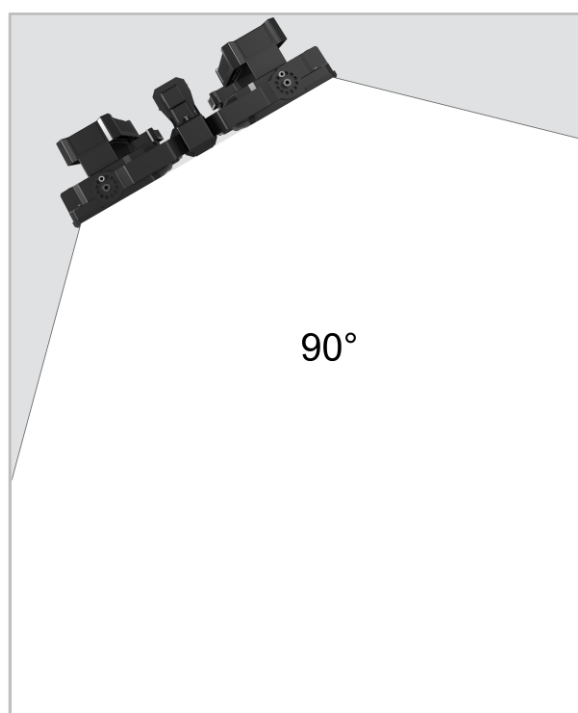
Lamp front and rear angle

Each lamp can rotate front and back, range 0°~180°

Lamp rotation angle

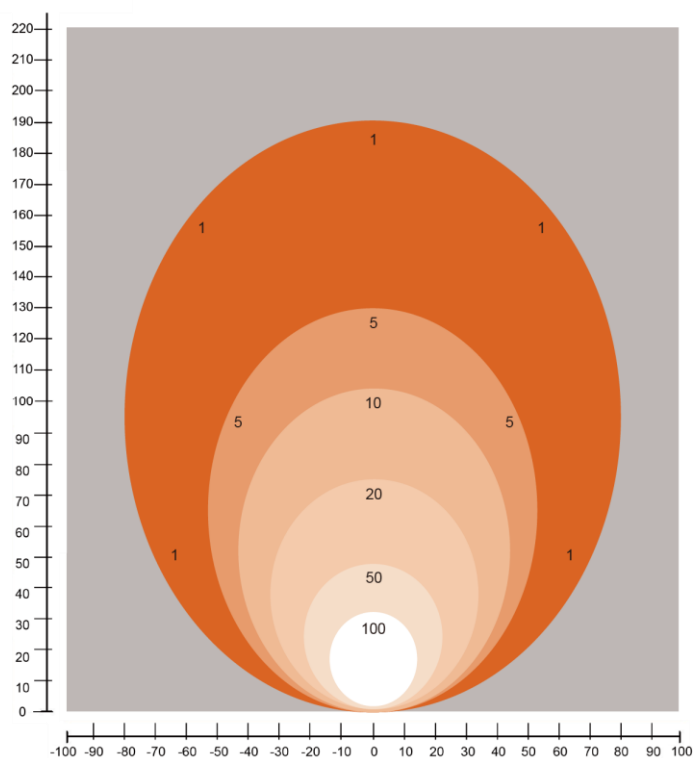
Each lamp can rotate independently 360° to meet any lighting angle

LED Beam Angle: 90°



Lighting Range:

Effective lighting area 6000m²@5 lm



Unit: m

Technical Parameter

Main Parameter


Model	SLT1800
Light type	LED
Total lighting wattage	4x320W
Luminous flux(Max)lm	192000 lm
Light intensity	201600 cd
Effective lighting area	6000m ² @5 lm
Rated voltage	AC 230V
Mast extended hight	7.5m
Diesel genset rated power	3kW
Fuel tank capacity	120L
AC outlet socket	230V/16A
Max. towing speed	80km/h
Max. wind speed	80km/h
Sound pressure level @7m	58dB(A)
Wet weigh	898 kg
Dry weigh	808 kg
Dimensions (Fully retracted)	1632 x 1190 x 2436 mm
Dimensions (Fully extended)	2297 x 2200 x 7500 mm
40'Loading (qty)	10

Fuel Consumption

Load Status	2xLamps	4xLamps
Fuel Consumption(L/h)	0.36	0.62

Parts Parameters

Engine	
Engine brand	KUBOTA
Engine model	Z482-B-CHN-1
Rated power	4.6kW
Number of cylinders	2
Displacement	0.479L
Type of fuel	No.2-D S500 or S15
Type of oil	API-CH
Oil capacity	2.5L
LED Light	
Number	4
Power	320W
Total power	1280W



Standard Configuration

- KUBOTA engine
- 4x320W LED light
- Fuel tank
- Extended outriggers
- Manual twisting
- AC Alternator
- ECU Controller
- 7m Mast
- Trailer and driven brakes
- AC outlet socket
- 50°C Radiator
- Start-up battery
- Steel structure chassis
- Axle vibration damping
- Emergency stop button

Application Scenarios

