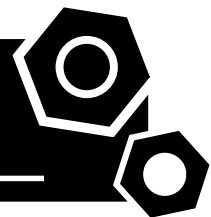


**DIESEL ENGINE DRIVEN
PORTABLE AIR COMPRESSOR
DR850-13**

SPECIFICATIONS



1 Standards & Conditions

Design Standards

The designs and the productions are in conformity with:

- JB/T6430-2002
- JB/T3771-2008
- JB/T4223-2007
- GB/T15487-1995
- ISO 1217-2009
- ISO 2151-2004
- ASME B 19.1-1995

Environmental Operating Conditions

- Installation place: Outdoors or indoors (well ventilated).
- Ambient temperature: -25°C to 50°C. The coolant heater is needed when the temperature is below 5°C
- Humidity: Less than 80%.
- Altitude: Below one thousand (1000) meters.

Factory Inspection

- Inspection items.
- Protection devices working test.
- Starting ability in normal temperature.
- 2 hours performance test of continuous full load.
- Performance test, including flux, pressure, temperature, noise, thermal balance etc.

Painting Process

- Painting process specifications and colors are based on the manufacturer's standard.
- The customer could also choose the color which the manufacturer offers.

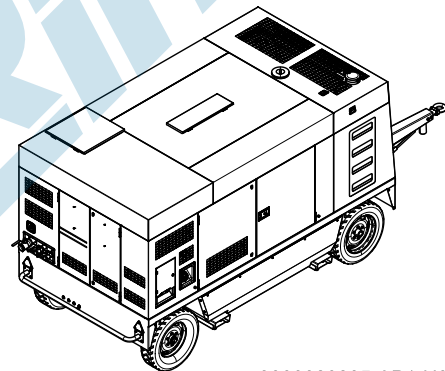
2 General Features

- Cummins engine
- Oil-injection double-screw air compressor
- PLC controller with microprocessor technique
- Suction valve
- Solenoid valve
- Pressure regular valve
- Safety valve
- Minimum pressure valve
- Vent valve
- Shuttle valve
- Oil thermostatic valve

- 50°C radiator
- Lubricating oil radiator
- Double layer air filter of engine
- Double layer air filter of compressor
- Lubricating oil filter
- Vertical air/oil tank (ASME approval)
- Air/oil separator
- Emergency stop button
- Lockable battery isolator switch
- 2x12V/200AH sealed for life maintenance free battery
- Fuel tank for 14 hours running
- Powder coated canopy

3 Equipment Specification

Air Compressor

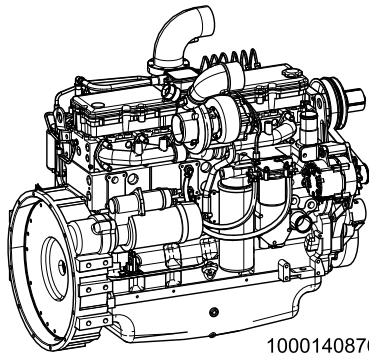


3000020285-AP1-H3

Model.....	DR850-13
Drive type	Diesel engine driven
Speed under full load.....	1800rpm
Rated flux	841cfm(23.8m ³ /min)
Rated discharge pressure	13bar
Max. unloading pressure	13.0bar
Min. working pressure	5.0bar
Discharge port	2xG1 1/2"+1xG2 1/2"
Total capacity of oil system.....	80L
Lubricating oil type.....	Synthetic oil
Total capacity of coolant system.....	45L
Fuel tank capacity.....	780L
Dry weight.....	5115kg
Dimensions L×W×H.....	6023x2150x2462mm

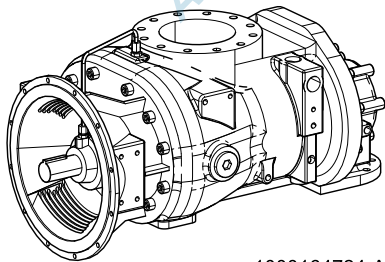
Note: all pressures in the manual are relative values (compared with atmospheric pressure)

Power System



1000140876-AP1-A5

Engine Manufacturer/Brand	Cummins
Engine Model	6LTAA8.9-C360
Dimensions L×W×H.....	1210x919x1116mm
Dry Weight (approx.)	650Kg
Number of Cylinders.....	6
Bore.....	114mm
Stroke	145mm
Displacement.....	8.8L
Compression Ratio	16.3
Type of injection.....	Direct injection
Intake System.....	Turbocharged, air-to-air charge cooled
Intake Resistance	≤6.0kPa
Cooling System	Water cooled
Fan	Pusher
Battery Voltage	24V
Type of Fuel.....	No.2-ASTM D975
Type of Oil	CI-4
Type of Coolant	Glycol mixture
Back Pressure	≤10.1kPa
Standby Power	N/A
Prime Power	264kW
Fuel Consumption(100%load)	222g/kW.h

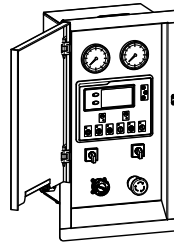


1000164724-AP1-A4

Structure	Oil-injection double-screw
Suction temperature	0-40°C
Working pressure	≤13bar

Rated speed	2298rpm
Weight	564.3kg

Control Cabinet



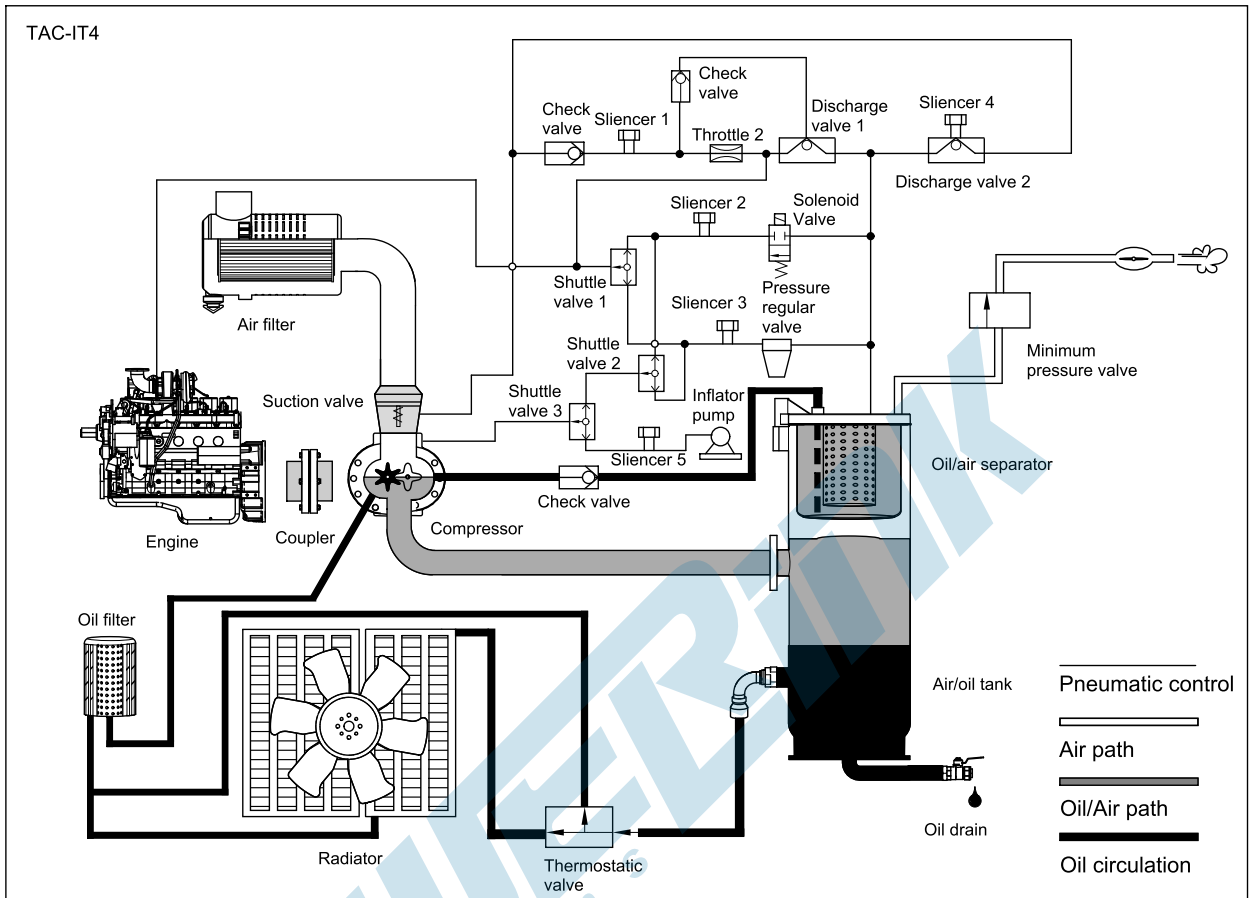
1000138882-AP1-C2

PLC of the machine is an advanced control module based on microprocessor for the automatic control and monitor system of the air compressor, realizing auto start/stop, data measure and alarm protection function. During running the module can accurately measure various parameters, like engine oil pressure, coolant temperature, discharge temperature and pressure etc. and display real values on LCD. When there is any fault, the control module alarms or stops the engine automatically and displays alarm information on LCD.

- Microprocessor control, with high stability and credibility
- Monitoring and measuring operational parameters of the air compressor
- Indicating operation status, fault conditions, all parameters and alarms
- Multiple protections; multiple parameters display, like engine oil pressure, discharge temperature and pressure etc.
- Manual and remote work mode selectable
- Real time clock for time and date display, overall runtime display
- Many configurable parameters from control panel

Warning Item	Shutdown Item
High discharge temperature	Emergency stop
High discharge pressure	Failure to start
High coolant temperature	High discharge temperature
Low engine oil pressure	High discharge pressure
Low fuel level	High coolant temperature
Low coolant level	Low engine oil pressure
Ail filter clogged	Low fuel level
Failure to stop	Low coolant level
Battery charge failure	Ail filter clogged
Low battery voltage	
High battery voltage	

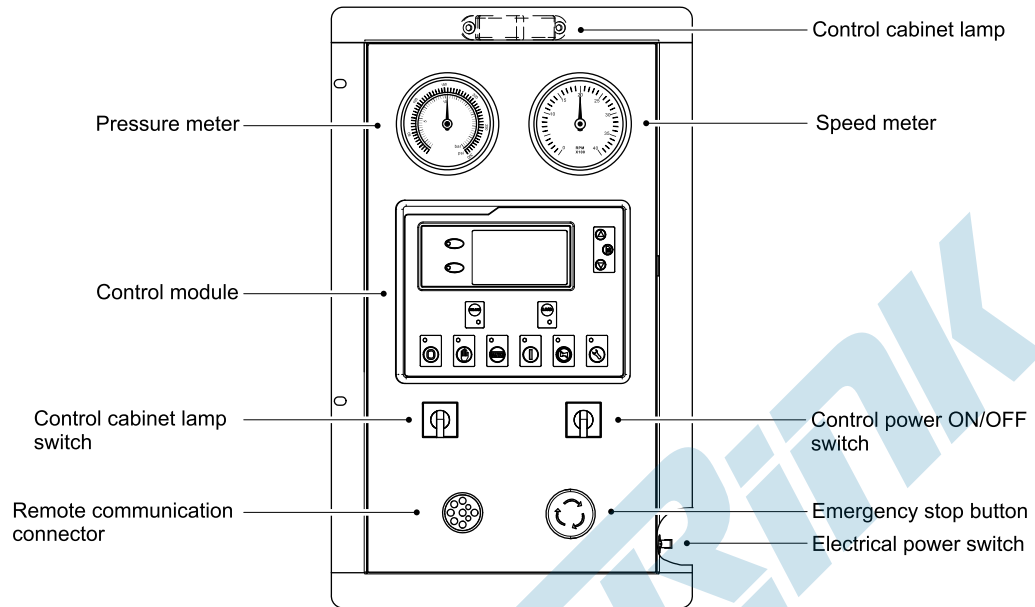
4 Air and Oil Path System



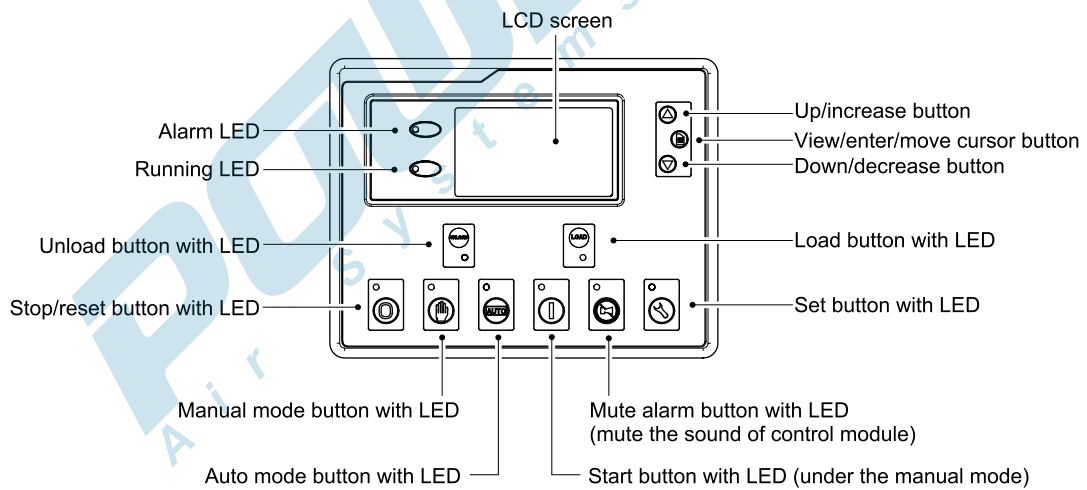
- Suction Valve
 - Control mode Direct proportion
 - Working pressure $\leq 13.0\text{bar}$
- Pressure Regular Valve
 - Working pressure 13.0bar
 - Pressure setting mode Manual
- Minimum Pressure Valve
 - Activation pressure 5.0bar
 - Fully opened pressure $5.0-5.5\text{bar}$
- Thermostatic Valve
 - Activation temperature 85°C
 - Fully opened temperature 100°C
- Air/oil Tank
 - Working pressure $\leq 13.0\text{bar}$
 - Activation pressure of safety valve 14.3bar
- Air/oil Separator
 - Oil residue ratio (approx.) 3ppm

5 Control System

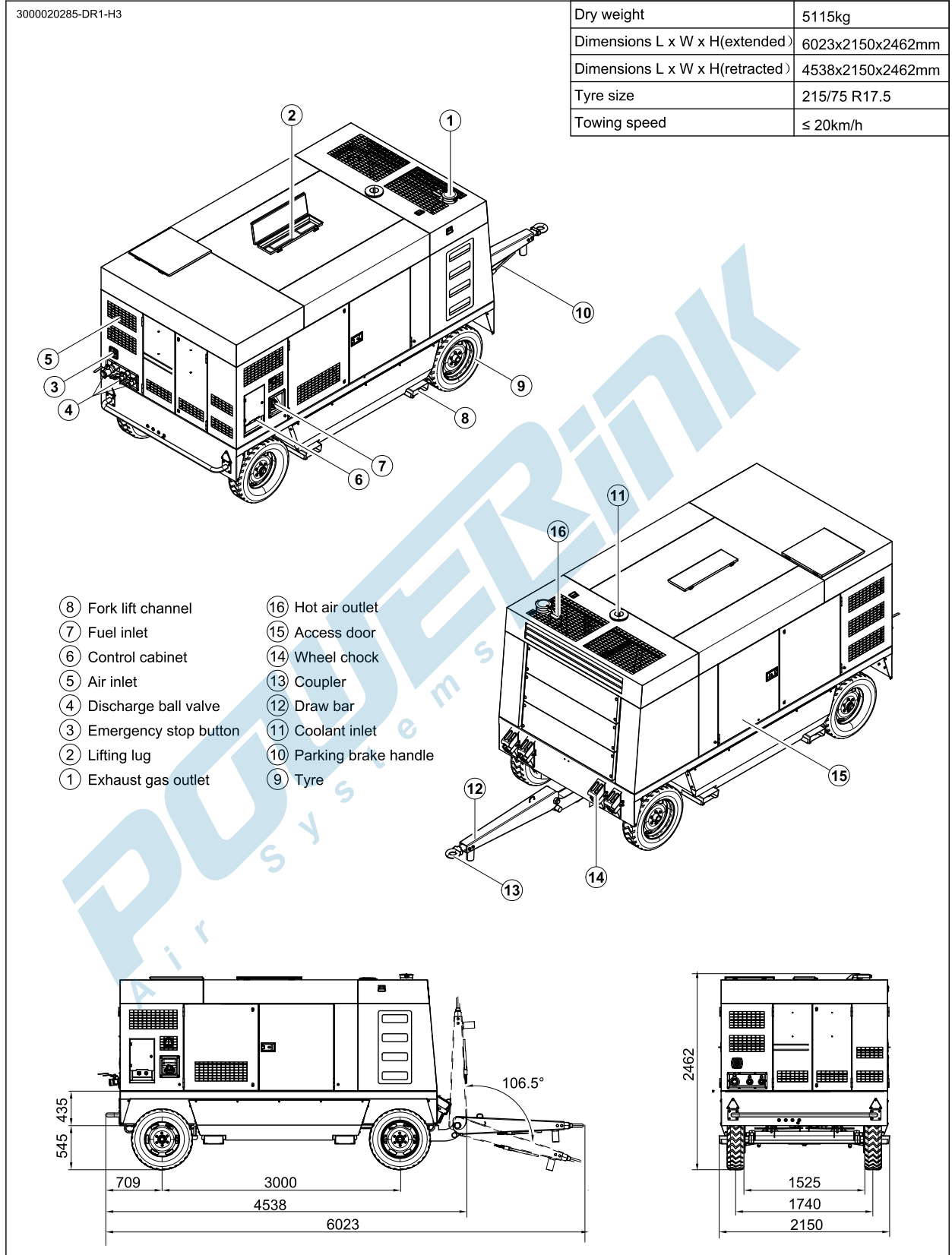
Control Cabinet



Control Module



6 Overall Dimensions



3000020285-H3-E
02.2014

POWERLINK
Air Systems

<http://www.powerlinkworld.com>

*Specification may change without prior notice. For more info.,
contact Power Link or your local distributors please.*