


Standard Basic Module

- Highly efficient gas engine
- Highly reliable AC synchronous alternator
- Gas train
- Exhaust/water heat exchanger
- Water/water heat exchanger
- Heating circulation system
- Advanced engine control system, including: ignition system, detonation control system, speed control system, air/fuel ratio control system
- Industrial silencer
- Control cabinet and switch cabinet
- Multi-functional control system with simple operation
- Data communication interfaces integrated into control system
- Battery charger
- Automatic oil refilling system
- Island mode or connecting to the grid mode



Structure and Control Cabinet

Structure Type	Open type
Spraying Process	High quality powder coating
Electrical control cabinet	Integrated, IP54
Noise level @ 1m, dB(A)	88.1
@ 7m, dB(A)	84.2
@ 10m, dB(A)	80.8

Dimension and Weight

Dimension (LxWxH), mm	2800x1050x1550
Weight, kg	1800

Special statement :

- The technical data is based on a gas mixture of 60% methane and 40% carbon dioxide with a calorific value of 6.0 kWh/Nm³ and a methane no. > 100.
- The technical data is measured in standard conditions:
Absolute atmospheric pressure: 100kPa
Ambient temperature: 25°C
Relative air humidity: 30%
- Rating adaptation at ambient conditions acc to DIN ISO 3046/1.
The tolerance for the specific fuel consumption is + 5 % at rated output.
- Technical data above are just for standard product, and may be subject to change. As this document is used only for presale reference, take the specification supplied by PowerLink before ordering as final.

Power and Efficiency @60Hz

Electric power -kW	50	Electric efficiency	35.5%
Thermal power -kW	69	Thermal efficiency	49.0%
Fuel Input -kW	140.8	Total efficiency	84.5%

Fuel and Emission

Fuel type	Special gas
Fuel composition	60%-CH ₄ /40%-CO ₂
Methane number	MN >100
Excess air factor (Lambda)	1.45
Fuel consumption @ 100% load, m ³ /h	23.5
Supply gas pressure range (gage pressure), kPa	10~20
Emission	
NO _x , mg/Nm ³	<500mg/Nm ³
CO, mg/Nm ³	<650mg/Nm ³
HCHO (formaldehyde), mg/Nm ³	<60mg/Nm ³
NMHC, mg/Nm ³	<150mg/Nm ³

GXC50-6BG

Biogas CHP Unit

POWERink
Power Systems
We Produce Green Energy...

Standard Basic Module + Soundproof (Optional)



Dimension and Noise Level

Canopy Size	3000*1050*1550mm
Noise Level@ 1m, dB(A)	75.1
@ 7m, dB(A)	62.2
@ 10m, dB(A)	60.4

- ☐ Modular designed and manufactured for plug and play
- ☐ Environmental friendly low emission
- ☐ Small indoor space required for installation
- ☐ Low noise does not affect the surrounding environment



GXC50-6BG

Biogas CHP Unit

Standard Basic Module + Container (Optional)



Dimension and Noise Level

Optional container (mm)	<input type="checkbox"/> 7000*2300*2500
(customized container modeling service available)	<input type="checkbox"/> 6058*2438*2591
	<input type="checkbox"/> 12192*2438*2896
Noise Level@ 1m, dB(A)	73
@ 7m, dB(A)	60
@ 10m, dB(A)	58

- ☐ Outdoor application enabled, weatherproof and dustproof, corrosion preventive
- ☐ Environmental friendly low emission
- ☐ Modular designed and manufactured for plug and play
- ☐ Low noise does not affect the surrounding environment



CHP Unit performance data and manufacturing technology

Model	GXC50-6BG	Power and efficiency			
Frequency (Hz)	60	Load	100%	75%	50%
Electric output power (kW)	50	Electric power (kW)	50	37.5	25
Thermal output power (kW)	69	Heat power (kW)	69	51.75	34.5
Electric efficiency	35.5%				
Thermal efficiency	49.0%	Electric efficiency	35.5%	35.1%	34.8%
Total efficiency	84.5%	Heat efficiency	49.0%	48.7%	48.5%
Heating water temp. outlet(°C)	90~95	Total efficiency	84.5%	83.8%	83.3%
Heating water temp. return(°C)	82~87	Manufacturing technology <ul style="list-style-type: none"> Special welded base frame, inner vibration isolators and design for whole lifting With high-class coating, enduring brightness as well resistance against abrasion and defacing Installation manual, operation and maintenance manual wiring program Standards and certificate <ul style="list-style-type: none"> ISO3046, ISO8528, GB2820 BS5000PT99, AS1359, IEC34 ISO9001:2008 quality system certification 			
Hot water production @inlet 82°C/outlet 90°C[t/h]	7				
Voltage recovery time(s)	≤4				
Steady-state frequency regulation	±0.5%				
Transient -state frequency regulation	±5%				
Steady-state frequency band	0.5%				
Recovery time response(s)	0.5				
Frequency recovery time(s)	≤3				
Telephone interference factor(TIF)	≤50				
Telephone harmonious factor(THF)	≤2%, as per BS4999				

Gas engine

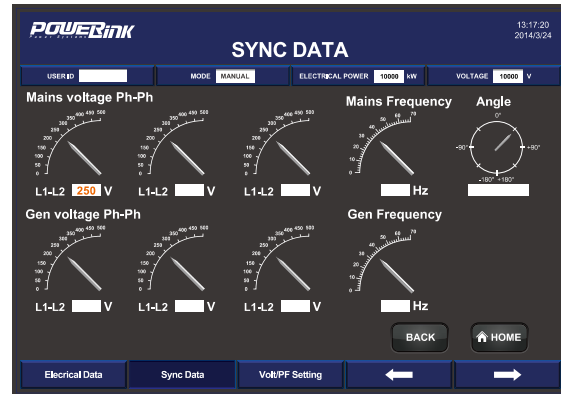
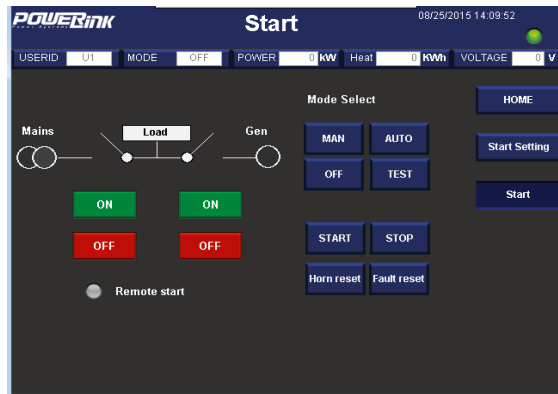
Brand	PowerLink	Energy balance and gas flow	
Model	GX5S-LE02C	Mechanical power (kW)	70
NO. of cylinders	4 in-line	Coolant heat (kW)	28
Bore x Stroke (mm)	105x124	Radiation heat max. (kW)	7.5
Displacement (L)	4.3	Exhaust heat up to 120°C (kW)	41
Cooling system	Water cooled	Fuel Input (kW)	153
Rated speed (rpm)	1800	Combustion air flow(kg/h)	212
Intake system	Turbocharged, intercooled	Exhaust gas flow(kg/h)	289
Lube Oil consumption(kg/h)	0.015	Exhaust gas temperature(°C)	561
Combustion type	Lean burn	Gas consumption(m³/h) @100% load	23.5
Battery voltage(V)	24	75% load	17.6
Coolant type	Glycol mixture	50% load	11.7

AC alternator

Brand	PowerLink	Wiring connection	Star
Model	PL2D	Rotor insulation class	H
Rated output power @480V (kW)	70	Winding pitch	2/3
Power factor	0.8	A.V.R. model	MX341
Rated current @480V (A)	126	Voltage fluctuation(no load to full load)	± 0.5%
Excitation system	PMG	Drip proof	IP23
THF (BS EN60034- 1)	<2%	Excitation method	Brushless
TIF (NEMA MG 1-22)	<50	Rated ambient temperature(°C)	40
Winding material	100% copper	Rated stator temperature rise(°C)	125

PCC-300 control system

Programmable control system is adopted with touch screen display , and various functions, including: engine protection and control, CHP parallel and grid connection, and CHP control functions,as wellas communication functions , etc.



Main functions

- Engine monitor: coolant, lubrication, exhaust, battery
- Supply gas circuit monitor: pressure,temperature and CH4 content
- Auto paralleling and load share
- Voltage and PF control
- Alternator data: U, I, Hz, kW, kVA, kVA_r, PF, kWh, kVAh
- Grid data: U, I, Hz, kW, kVA_r, PF
- Modbus communication protocol based on RS232 and RS485 interfaces
- SMS message
- Internet connection and USB 2.0 interface
- 10-inch touch screen
- Internet monitor, auto orientation and cloud communication
- 1000 history events log

Advantages

- Accordant with consumer requirement
- Complete control solution
- Convenient remote monitor and service
- Simplified engine start/stop control
- Enhanced stability and safety

Standard protection functions	Standard control functions	
Alternator protection <ul style="list-style-type: none">- 2xReverse power- 2xOverload- 4xOvercurrent- 1xOvervoltage- 1xUndervoltage- 1xOver/underfrequency1xUnbalanced current	Powercontrol <ul style="list-style-type: none">- RPM control(synchronization)- Power control(grid connection)- Load share(island)	Voltage control <ul style="list-style-type: none">- Voltage tracking (synchronization)- Voltage control(island)- PF control(grid connection)- Reactive power share (island)
	Lubrication control <ul style="list-style-type: none">- Auto refilling- Warning and monitoring	Pump control <ul style="list-style-type: none">- Cooling system- Emergency radiator
Busbar/ Grid protection <ul style="list-style-type: none">- 1xOvervoltage- 1xUndervoltage- 1xOver/under frequency- 1xPhase sequence- 1xROCOF alarm	Fan control <ul style="list-style-type: none">- Ventilation for engine room- Radiator fan- Emergency radiator fan	Valve control <ul style="list-style-type: none">- Cooling system- Heating system- Emergency radiator
	Engine protection <ul style="list-style-type: none">- Various routine and customized protection functions- Monitoring	

Standard configuration

Engine	Alternator	Canopy and base	Electrical cabinet
Gas engine Ignition system Lambda controller Speed control system Electrical start motor Battery system Detonation control system Lockable isolator switch Turbocharger & intercooler Jacket water heater	PMG AC alternator H class insulation IP23 protection AVR voltage regulator	Steel monocoque base frame Engine bracket Vibration isolators Alternator base	Air circuitbreaker PCC300 control system 10.4-inch touch screen Communication interfaces Breaker cabinet Mains floating charger Paralleling protection
Gas supply system	Lubrication system	Standard voltage	Intake/ exhaust system
Gas safety train Air/fuel mixer Throttle valve Flame arrester	Oil filter Daily auxiliary oil tank Auto refilling oil system New and waste oil tank (Only applicable to container)	380/220V 416/240V 440/254V 480/277V	Air filter Exhaust silencer Exhaust bellows Gas leakage protection(Only applicable to canopy and container)
Heat exchange system	Service and documents		
Exhaust/water heat exchanger Jacket water circulation pump Water/water heat exchanger Mixture circulation pump Expansion tank, Shut-off valve Three-way valve Intercoolerradiator Emergencyradiator	Tools package Installation and operation manual Maintenance manual Software manual Parts manual	Engine operation and maintenance manual Gas quality declaration Control system manual After service guide	

Optional configuration

Alternator	Electrical system	Gas supply system
Space heater Treatments against humidity and corrosion	RCD ATS control cabinet Thermal power gauge Electric power gauge	Gas flow gauge Emergency relief flare Water separator Gas compressor Gas purification plant
Voltage	Service and documents	Exhaust system
208V 220V 230V 240V	Service tools Maintenance and service parts	Three-way catalytic converter