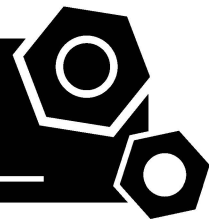


**Generator set**  
**Sound-proof type**  
**QSV240C6S**

# **SPECIFICATIONS**



# MC series QSV240C6S



60 Hz @ 1800rpm,3-phase/4-wiring

## 1 Standards & Conditions

### Design Standards

The designs and the productions are in conformity with:

- Conformance Européenne (CE)
- ISO8528-5:2005
- GB/T2820.5-2009

### Environmental Operating Conditions

- Installation place: Outdoors or indoors (well ventilated).
- Ambient temperature: -25°C to 50°C. The coolant heater is needed when the temperature is below 5°C
- Humidity: Less than 90%.
- Altitude: Below one thousand (1000) meters above sea level.

### Factory Inspection

- Inspection items.
- Protection devices working test.
- Starting ability in normal temperature.
- 50% rated power load moment capability.
- Voltage deviation and speed variation: 0%, 25%, 50%, 75%, 100%, 110% Load.

### Painting Process

- Painting process specifications and colors are based on the manufacturer's standard.
- The customer could also choose the color which the manufacturer offers.

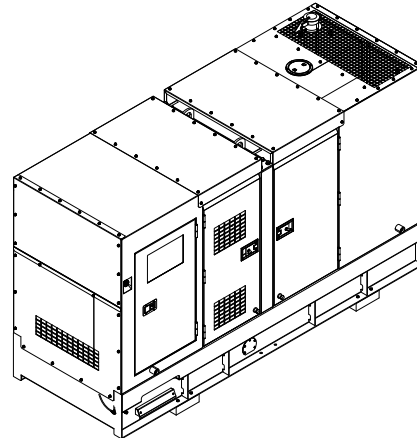
## 2 General Features

- Cummins engine 6LTAA8.9-G2
- Close coupled to Leroy-somer alternator LSA46.3M7
- Microprocessor control module PLC-920
- Main circuit breaker: 800A
- Rotate speed governor: EFC
- Excitation system: SELF EXCITED
- A.V.R model: AS440
- Key switch
- Emergency stop switch
- ATS(automatic transfer switch)receptacle

- Remote run connector
- 2x12V/120AH sealed for life maintenance free battery
- Lockable battery isolator switch
- Powder coated canopy
- 45°C radiator
- Steel base frame
- Vibration isolators between the engine/alternator and base frame
- Dry type air filter
- Base fuel tank for 5 hours running
- Drain points for fuel tank
- Operation Manual / Specifications

## 3 Equipment

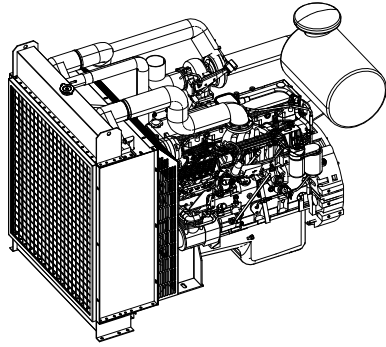
### General technical data



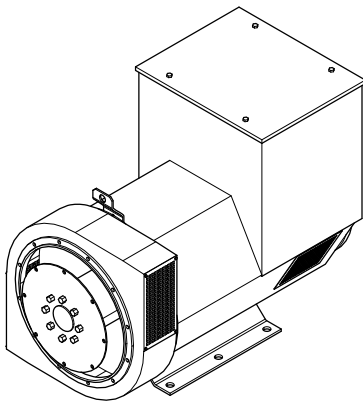
Model.....QSV240C6S  
 Fuel tank.....320L  
 Dry weight.....2950kg  
 Sound pressure level @ 7m.....75.7dBA  
 Dimensions L×W×H.....3600x1300x1760mm  
 Standby Power.....303kVA/242kW  
 Prime Power.....275kVA/220kW

Voltage	208V	220V	230V	240V	
Ampere	763.3A	721.7A	690.3A	661.6A	
Genset Fuel Consumption					
Frequency/Load	25%	50%	75%	100%	110%
60Hz (L/h)	17	30	44	59	66

## Dck Yf' GrghYa

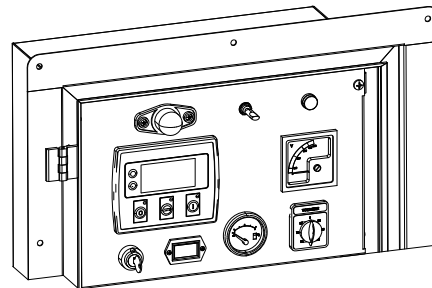


Engine Manufacturer/Brand.....	Cummins
Engine Model.....	6LTAA8.9-G2
Dimensions L×W×H.....	1497.4x936.4x1228.7mm
Dry Weight (approx.) .....	650kg
Number of Cylinders.....	6
Bore.....	114mm
Stroke.....	145mm
Displacement.....	8.9L
Compression Ratio.....	16.6
Type of injection.....	Direct injection
Intake System.....	Turbocharged, air-to-air charge cooled
Intake Resistance.....	≤6.2kPa
Cooling System.....	Water cooled
Fan.....	Pusher
Battery Voltage.....	12/24V
Type of Fuel.....	Diesel
Type of Oil.....	ACEA E2, API CF, CF-4, CG-4
Oil Capacity.....	27.6L
Type of Coolant.....	Glycol mixture
Coolant Capacity.....	50.3L
Back Pressure.....	≤10.1kPa
Standby Power.....	258kW
Prime Power.....	235kW



Alternator Manufacturer/Brand.....	Leroy-somer
Alternator Model.....	LSA46.3M7
Exciter.....	Brushless
Cooling Fan.....	Cast alloy aluminum
Windings.....	100% copper
Insulation Class.....	H
Winding Pitch.....	2/3
Terminals.....	12
Drip Proof.....	IP23
Altitude.....	≤1000m
Overspeed.....	2250rpm
Air Flow.....	N/A
Voltage Regulation.....	±1.0%
Total Harmonic TGH / THCat no load < 1.5 % - on load < 5%	
Telephone Interference.....	THF<2%;TIF<50

## PLC-920 Control System

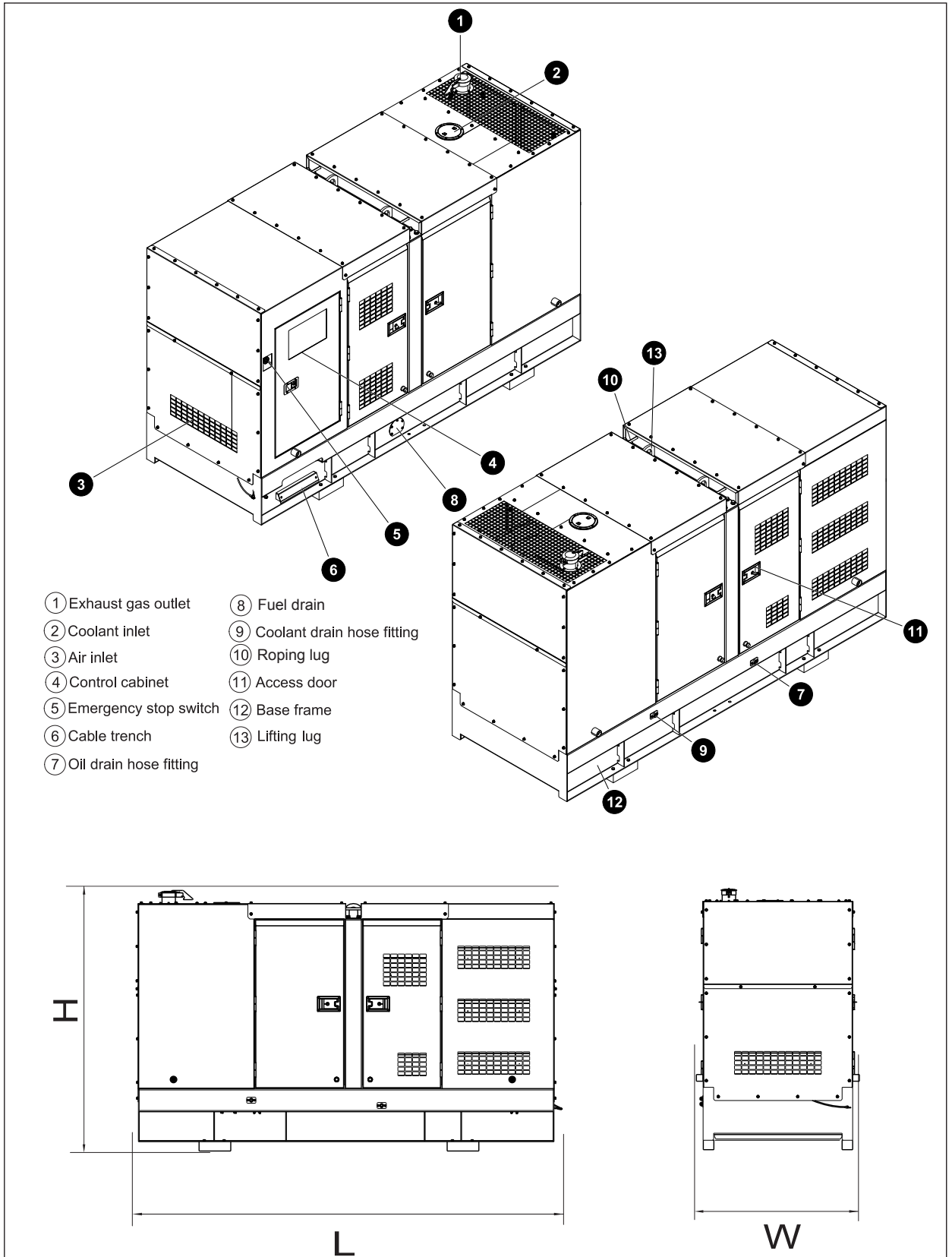


PLC-920 is an advanced control module based on microprocessor designed to control the engine via push buttons on the front panel. The module is used to start and stop the engine and indicate fault conditions, automatically shutting down the engine and giving a true first up fault condition of an engine failure.

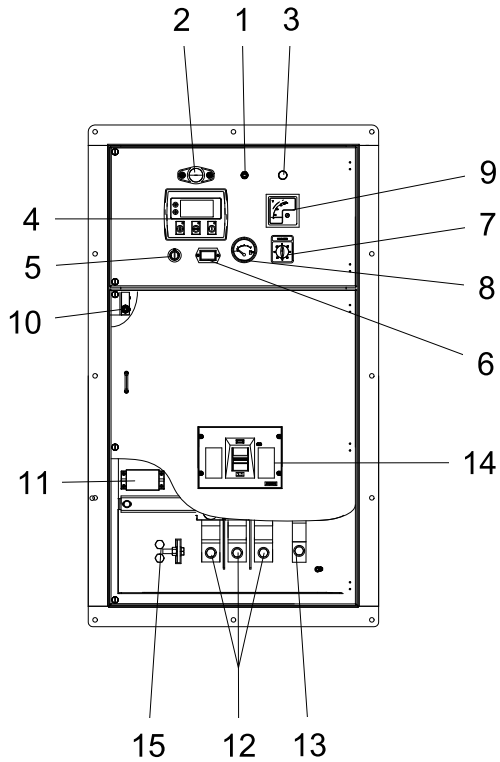
### Standard Control Function

- Manual Engine Control Module
- Low Oil Pressure
- High Engine Temperature
- Auxiliary Shutdown
- Overspeed Protection
- Protection hold-off timer
- Charge Failure warning

## 4 Overall Dimensions

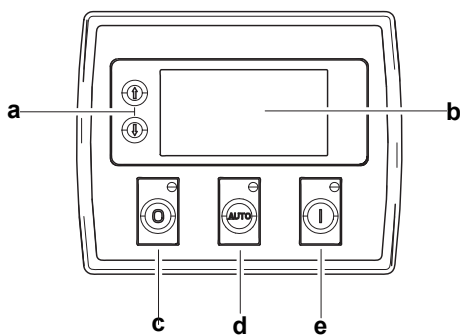


## 5 Control System



Ref.	Description
1	Control cabinet lamp switch
2	Control cabinet lamp
3	Charge indicator
4	Control module
5	Key switch
6	Time counter
7	Voltage changer-over switch
8	Fuel level meter
9	Voltage meter
10	Limit switch
11	Mains input/Remote control/ATS connector
12	Live wire terminal
13	Neutral wire terminal
14	Main circuit breaker
15	Ground wire terminal

**Control & field wiring cabinet**



**Control module**

Ref.	Description
a	Navigation button£» Accept (Configuration mode only)
b	Main status display
c	Stop/reset button£» Next page (Configuration mode only)
d	Auto start button£» Decrease value/next item (Configuration mode only)
e	Start button£» Increase value/next item (Configuration mode only)

1000035986-A2-E
-----------------

07.2023
---------

<http://www.powerlinkworld.com>

*Specification may change without prior notice. For more info.,  
contact Power Link or your local distributors please.*