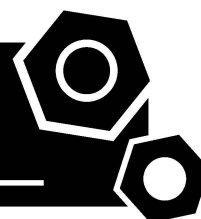


**Generator set**  
**Sound-proof type**  
**QSV95C6S**

# **SPECIFICATIONS**



# MCseries QSV95C6S

60Hz @ 1800rpm,3-phase/5-wiring



## 1 Standards & Conditions

### Design Standards

The designs and the productions are in conformity with:

- Conformance Européenne (CE)
- ISO8528-5:2005
- GB/T2820.5-2009

### Environmental Operating Conditions

- Installation place: Outdoors or indoors (well ventilated).
- Ambient temperature: -25°C to 50°C. The coolant heater is needed when the temperature is below 5°C
- Humidity: Less than 90%.
- Altitude: Below one thousand (1000) meters above sea level.

### Factory Inspection

- Inspection items.
- Protection devices working test.
- Starting ability in normal temperature.
- 50% rated power load moment capability.
- Voltage deviation and speed variation: 0%, 25%, 50%, 75%, 100%, 110% Load.

### Painting Process

- Painting process specifications and colors are based on the manufacturer's standard.
- The customer could also choose the color which the manufacturer offers.

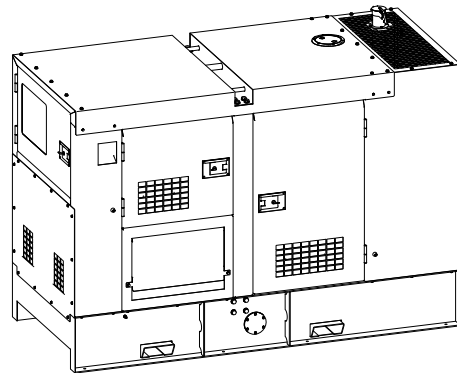
## 2 General Features

- Cummins engine 6BT5.9-G2
- Close coupled to Leroy-somer alternator LSA44.3S5
- Microprocessor control module PLC-920
- Main circuit breaker: 320A
- Rotate speed governor: Electronic Governor
- Excitation system: Self excited,SHUNT
- A.V.R model: R250
- Key switch
- Emergency stop switch
- ATS(automatic transfer switch)receptacle

- Remote run connector
- 2x12V/72AH sealed for life maintenance free battery
- Lockable battery isolator switch
- Powder coated canopy
- 45°C radiator
- Steel base frame
- Vibration isolators between the engine/alternator and base frame
- Dry type air filter
- Base fuel tank for 6 hours running
- Drain points for fuel tank
- Operation Manual / Specifications

## 3 Equipment

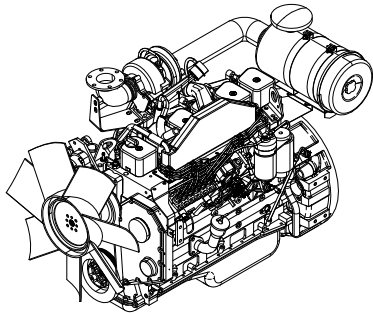
### General technical data



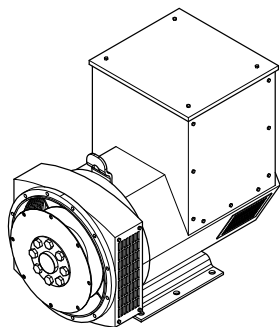
Model.....	QSV95C6S
Fuel tank.....	180L
Dry weight.....	1733kg
Sound pressure level @ 7m.....	71.2dBA
Dimensions L×W×H.....	2900x1150x1674mm
Standby Power.....	121kVA/97kW
Prime Power.....	110kVA/88kW

Voltage	208V	220V	230V		
Ampere	305.3A	289.0A	276.1A		
Genset Fuel Consumption					
Frequency/Load	25%	50%	75%	100%	110%
60Hz (L/h)	9.4	15.6	22.2	29.7	33.6

## Dck Yf' GrghYa

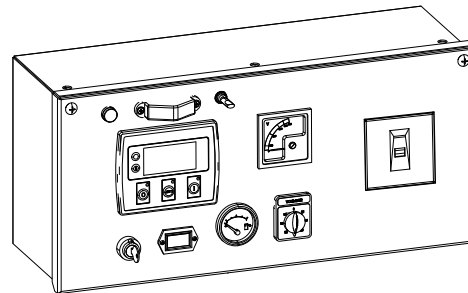


Engine Manufacturer/Brand.....	Cummins
Engine Model.....	6BT5.9-G2
Dimensions L×W×H.....	N/A
Dry Weigh (approx.).....	411kg
Number of Cylinders.....	6
Bore.....	102mm
Stroke.....	120mm
Displacement.....	5.9L
Compression Ratio.....	17.3
Type of injection.....	Direct injection
Intake System.....	Turbocharged
Intake Resistance.....	≤6.20kPa
Cooling System.....	Water cooled
Fan.....	Pusher
Battery Voltage.....	12/24V
Type of Fuel.....	Diesel
Type of Oil.....	15W40-CF4
Oil Capacity.....	16.4L
Type of Coolant.....	Glycol mixture
Coolant Capacity(Engine Only).....	7.9L
Heat Rejected To Exhaust System.....	N/A
Heat Rejected To Water&Oil.....	49kW( 2744BTU/min)
Back Pressure.....	≤10.0kPa
Standby Power.....	127kW
Prime Power.....	115kW



Alternator Manufacturer/Brand.....	Leroy-somer
Alternator Model.....	LSA44.3S5
Exciter.....	Brushless
Cooling Fan.....	Cast alloy aluminum
Windings.....	100% copper
Insulation Class.....	H
Winding Pitch.....	2/3
Terminals.....	12
Drip Proof.....	IP23
Altitude.....	≤1000m
Overspeed.....	2250rpm
Air Flow.....	N/A
Voltage Regulation.....	±1.0%
Total Harmonic TGH / THCat no load < 1.5 % - on load < 5%	
Telephone Interference.....	THF<2%;TIF<50

## PLC-920 Control System

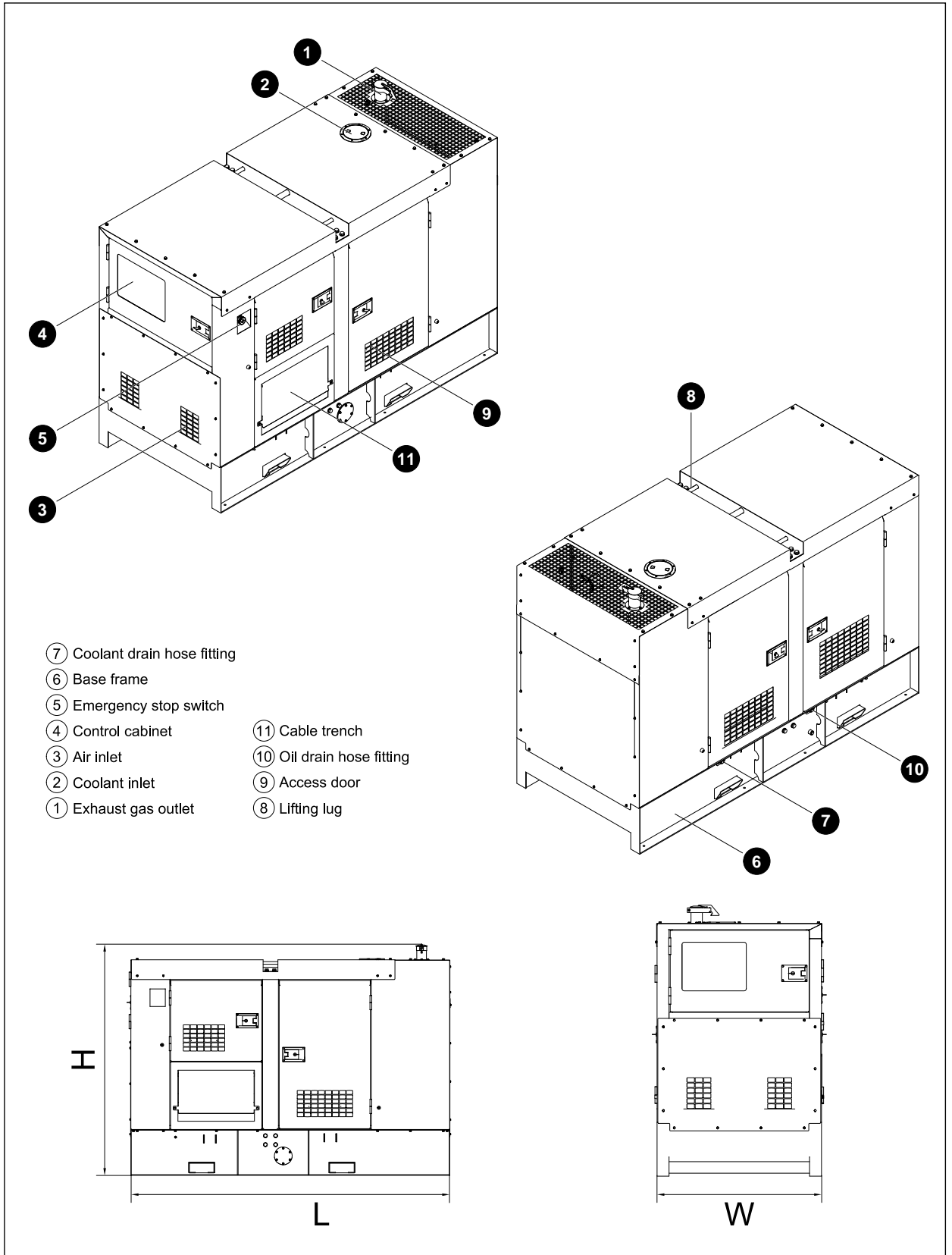


PLC-920 is an advanced control module based on microprocessor designed to control the engine via push buttons on the front panel. The module is used to start and stop the engine and indicate fault conditions, automatically shutting down the engine and giving a true first up fault condition of an engine failure.

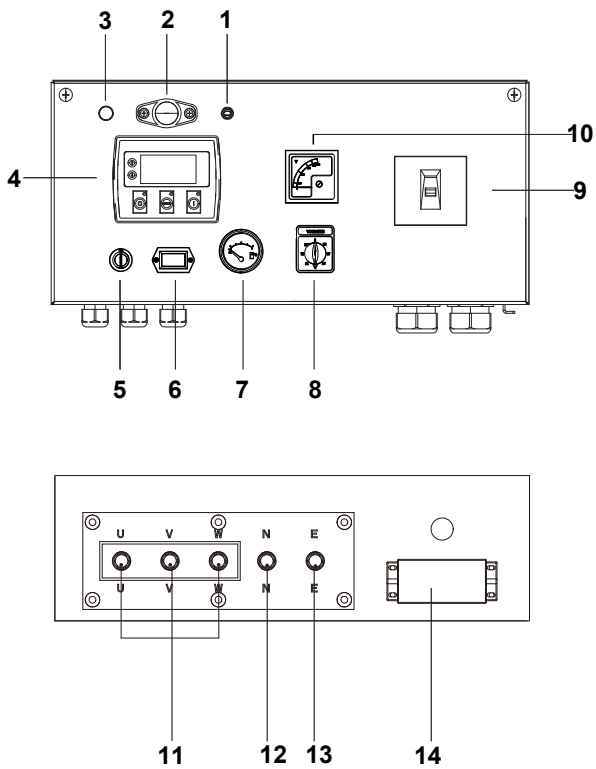
### Standard Control Function

- Manual Engine Control Module
- Low Oil Pressure
- High Engine Temperature
- Auxiliary Shutdown
- Overspeed Protection
- Protection hold-off timer
- Charge Failure warning

## 4 Overall Dimensions

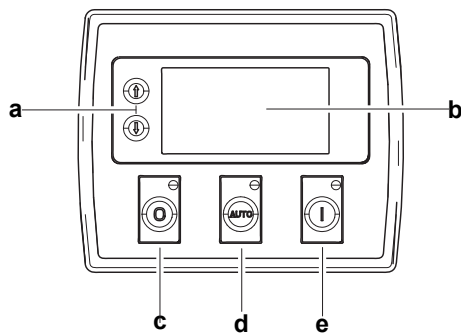


## 5 Control System



**Control & field wiring cabinet**

Ref.	Description
1	Control cabinet lamp switch
2	Control cabinet lamp
3	Charge indicator
4	Control module
5	Key switch
6	Time counter
7	Fuel level meter
8	Voltage change-over switch
9	Main circuit breaker
10	Voltage meter
11	Live wire terminals
12	Neutral wire terminal
13	Ground wire terminal
14	Mains input/remote communication connector



**Control module**

Ref.	Description
a	Navigation button« Accept (Configuration mode only)
b	Main status display
c	Stop/reset button« Next page (Configuration mode only)
d	Auto start button« Decrease value/next item (Configuration mode only)
e	Start button« Increase value/next item (Configuration mode only)

1000035981-A2-E
-----------------

07.2023
---------

<http://www.powerlinkworld.com>

*Specification may change without prior notice. For more info.,  
contact Power Link or your local distributors please.*