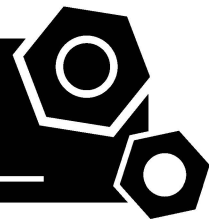


**Generator set**  
**Sound-proof type**  
**QSV80C6S**

# **SPECIFICATIONS**



## 1 Standards & Conditions

### Design Standards

The designs and the productions are in conformity with:

- Conformance Européenne (CE)
- ISO8528-5:2005
- GB/T2820.5-2009

### Environmental Operating Conditions

- Installation place: Outdoors or indoors (well ventilated).
- Ambient temperature: -25°C to 50°C. The coolant heater is needed when the temperature is below 5°C
- Humidity: Less than 90%.
- Altitude: Below one thousand (1000) meters above sea level.

### Factory Inspection

- Inspection items.
- Protection devices working test.
- Starting ability in normal temperature.
- 50% rated power load moment capability.
- Voltage deviation and speed variation: 0%, 25%, 50%, 75%, 100%, 110% Load.

### Painting Process

- Painting process specifications and colors are based on the manufacturer's standard.
- The customer could also choose the color which the manufacturer offers.

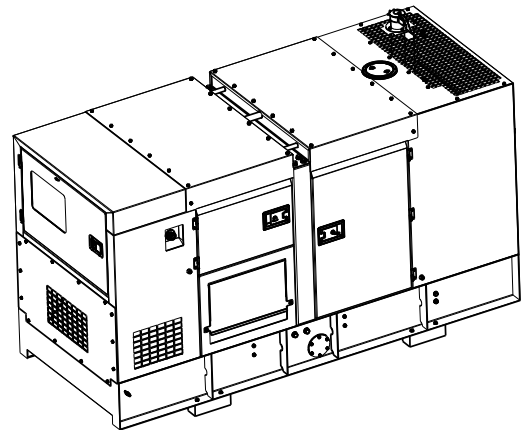
## 2 General Features

- Cummins engine 4BTA3.9-G11
- Close coupled to Leroy Somer alternator LSA44.3S4
- Microprocessor control module PLC920
- Main circuit breaker: 250A
- Rotate speed governor: Electronic Governor
- Excitation system: Self excited, SHUNT
- A.V.R model: R250
- Key switch
- Emergency stop switch
- ATS(automatic transfer switch)receptacle

- Remote run connector
- 1x12V/120AH sealed for life maintenance free battery
- Lockable battery isolator switch
- Powder coated canopy
- 50°C radiator
- Steel base frame
- Vibration isolators between the engine/alternator and base frame
- Dry type air filter
- Base fuel tank for 8 hours running
- Drain points for fuel tank
- Operation Manual / Specifications

## 3 Equipment

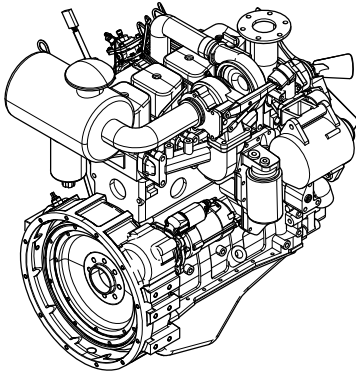
### General technical data



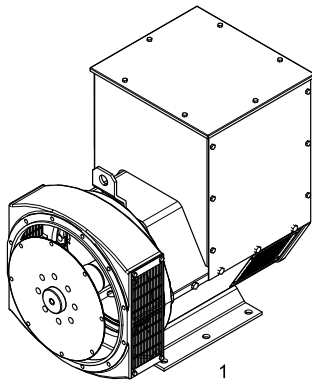
Model.....	QSV80C6S
Fuel tank.....	180L
Dry weight.....	1705kg
Sound pressure level @ 7m .....	69.2dBA
Dimensions L×W×H.....	2800x1050x1579mm
Standby Power .....	99kVA/79kW
Prime Power .....	90kVA/72kW
Voltage/Ampere.....	208V/250A

Genset Fuel Consumption					
Frequency/Load	25%	50%	75%	100%	110%
60Hz (L/h)	6.4	10.8	15.3	20.1	22.5

## Dck Yf ' GrghYa



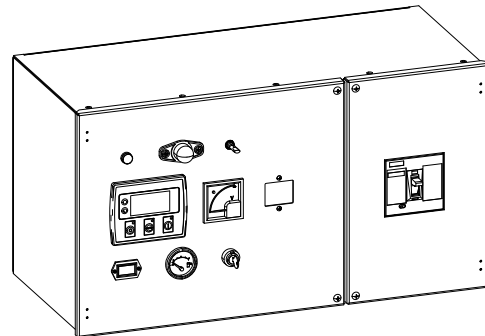
Engine Manufacturer/Brand .....	Cummins
Engine Model .....	4BTA3.9-G11
Dimensions L×W×H.....	884.9*748.4*985.6
Dry Weigh (approx.) .....	350kg
Number of Cylinders.....	4
Bore.....	102mm
Stroke .....	120mm
Displacement.....	3.9L
Compression Ratio .....	16.5
Type of injection.....	Direct injection
Intake System.....	Turbocharged,water-to-air charge cooled
Intake Resistance .....	≤ 6.28kPa
Cooling System .....	Water cooled
Fan .....	Pusher
Battery Voltage .....	12/24V
Type of Fuel.....	Diesel
Type of Oil .....	15W40-CF4
Oil Capacity .....	10.9L
Type of Coolant .....	Glycol mixture
Coolant Capacity .....	8.3L
Back Pressure .....	≤10.1kPa
Standby Power .....	90kW
Prime Power .....	80kW



1

Alternator Manufacturer/Brand .....	Leroy Somer
Alternator Model .....	LSA44.3S4
Exciter.....	Brushless
Cooling Fan .....	Cast alloy aluminum
Windings.....	100% copper
Insulation Class .....	H
Winding Pitch.....	2/3
Terminals .....	12
Drip Proof .....	IP23
Altitude.....	≤1000m
Overspeed .....	2250rpm
Air Flow.....	N/A
Voltage Regulation .....	±1.0%
Total Harmonic TGH / THCat no load < 1.5 % - on load < 5%	
Telephone Interference.....	THF<2%;TIF<50

## PLC-920 Control System

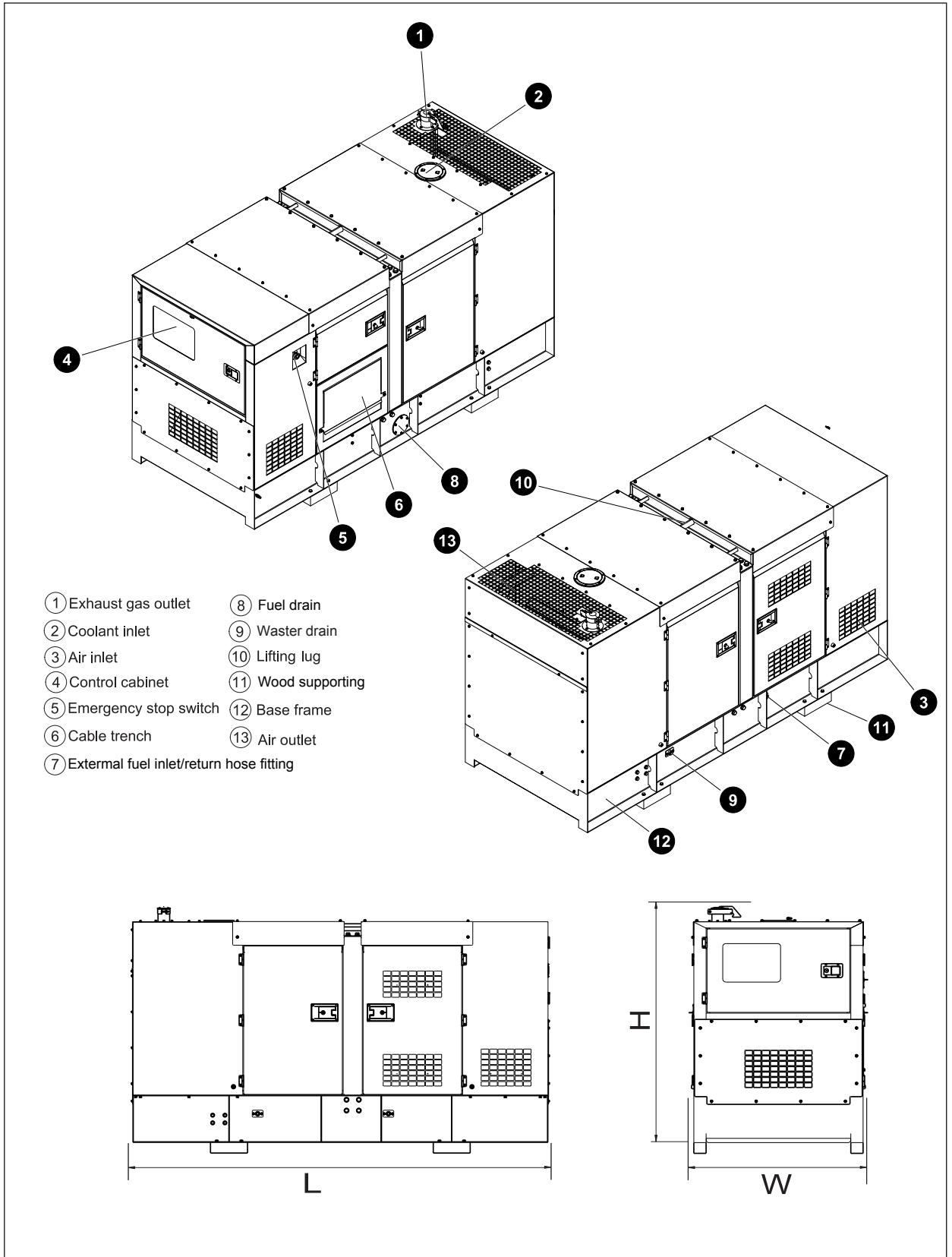


PLC-920 is an advanced control module based on microprocessor designed to control the engine via push buttons on the front panel. The module is used to start and stop the engine and indicate fault conditions, automatically shutting down the engine and giving a true first up fault condition of an engine failure.

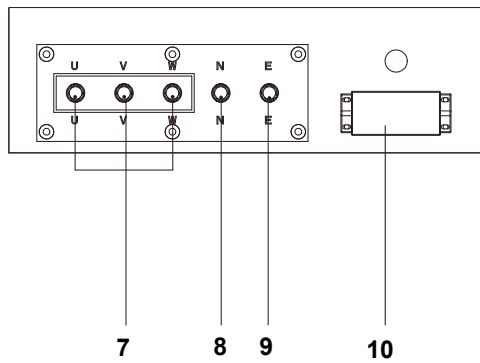
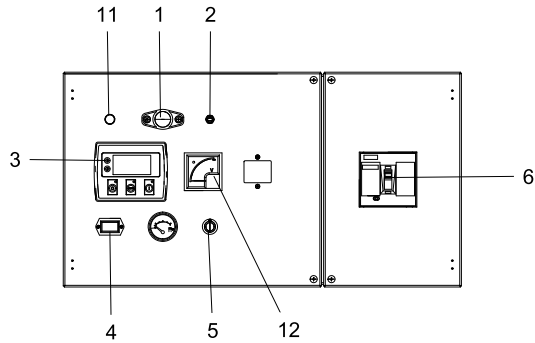
### Standard Control Function

- Manual Engine Control Module
- Low Oil Pressure
- High Engine Temperature
- Auxiliary Shutdown
- Overspeed Protection
- Protection hold-off timer
- Charge Failure warning

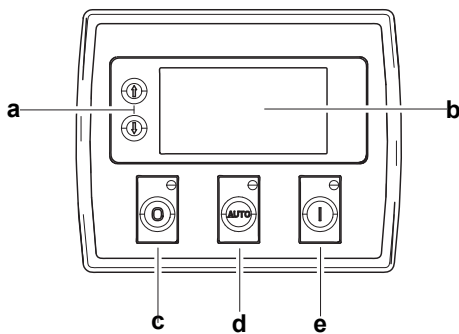
## 4 Overall Dimensions



## 5 Control System



**Control & field wiring cabinet**



**Control module**

Ref.	Description
1	Control cabinet lamp
2	Control cabinet lamp switch
3	Control module
4	Time counter
5	Key switch
6	Main circuit breaker
7	Live wire terminals
8	Neutral wire terminal
9	Ground wire terminal
10	Mains input/remote communication connector
11	Charge indicator
12	Voltage meter

Ref.	Description
a	Navigation button«» Accept (Configuration mode only)
b	Main status display
c	Stop/reset button«» Next page (Configuration mode only)
d	Auto start button«» Decrease value/next item (Configuration mode only)
e	Start button«» Increase value/next item (Configuration mode only)

1000035980-A2-E
-----------------

07.2023
---------

<http://www.powerlinkworld.com>

*Specification may change without prior notice. For more info.,  
contact Power Link or your local distributors please.*